

RSQS

Guidelines for Registered Suppliers



RSQS

REGISTERED



Displaying your RSQS Registered Status

The RSQS Registered Mark is valued by some of the largest purchasers in the retail sector and indicates that your organisation has gone through the process required to demonstrate its commitment and credentials to the industry.

To ensure that the use of the mark is reserved for companies who have achieved the necessary standard, we require that the mark is only used in accordance with the conditions set out in this guidelines document.

Once successfully registered, you may display the RSQS Registration Mark across a wide variety of applications, including marketing literature, advertising, websites, exhibitions, stationery, social media, and at business premises.



Using the RSQS
Registration Mark



Using your RSQS
Registration Certificate



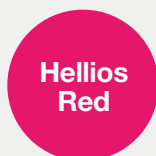
RSQS Registration Mark

Terms of Use

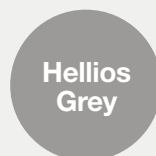
- ❖ The RSQS Registration Mark may be displayed if your company has completed Stage 1 and is not required to complete Stage 2, and once registration to the RSQS scheme has been published.
- ❖ The mark may be displayed if your company has completed both Stage 1 and Stage 2 where required, with no further clarification needed and once registration to the RSQS scheme has been published.
- ❖ You may only display the mark in connection with the organisation named on your RSQS profile.
- ❖ Your company must not display the mark in such a way that it implies that a particular service or product is certified or has been tested by RSQS, nor should the mark be used on product certificates.
- ❖ Receipt of these guidelines gives consent to display the mark.
- ❖ If registration expires, all association to the RSQS scheme must be removed from your marketing literature, advertising and website.
- ❖ If you have any questions regarding usage of the RSQS Registration Mark, please contact: enquiries@hellios.com

Hellios colours

The full colour version of the mark is available in both CMYK and RGB colour, for use as appropriate. The full colour version of the mark uses colours from the Hellios branding, the references for which are included below:



PMS 213
C0 M95 Y27 K0
R230 G24 B107



PMS Cool Grey 9
C0 M0 Y0 K60
R155 G154 B152

How to Use the RSQS Registration Mark

- ❖ The RSQS Registration Mark is available from Hellios. Always use approved artwork – never create your own version or alter the supplied artwork.
- ❖ The full colour version of the mark should be used where possible in all applications. (A)
- ❖ Where full colour is not available (for example on stationery printed in spot colours), a monotone version of the mark may be reproduced out of ONE available colour. (B)
- ❖ To ensure clarity, always retain an area of space around the mark, recommended to be no less than the height of the letter “R”. No other elements should infringe on this space. (C)
- ❖ The mark must be displayed at a discreet size, subservient to the supplier’s main branding, but no smaller than with a width of 13mm. Smaller sizes must be submitted to Hellios for approval. (D)
- ❖ For artwork, usage approval, or any further questions, please contact: enquiries@hellios.com



A



B



C



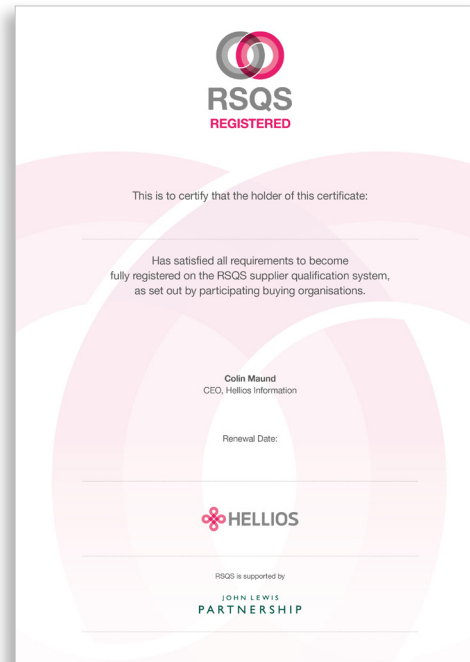
13mm

D

RSQS Certificates

Using Your RSQS Registration Certificate

- ❖ The RSQS Registration Certificate can be displayed in a place felt appropriate by your organisation, and can also be used on your company website. (A)
- ❖ If registration expires, certificates must be removed.
- ❖ If you have renewed your registration and require a new certificate to be emailed, please contact: enquiries@hellios.com



A

If you would like to contribute a case study for the RSQS newsletter or Hellios website on your experience of joining RSQS, or a quotation for the website, please contact: enquiries@hellios.com and one of the team will contact you to discuss.



Hellios Information Limited

Kemp House, Chawley Park
Cumnor Hill, Oxford, OX2 9PH

www.hellios.com

Help us grow our brand – follow us:

